

Warehouse supplies and equipment



Warehouse supplies and equipment

ROAD, INDUSTRIAL AND CONSTRUCTION SIGNS.

customization on request



STORAGE CONTAINERS

stackable

different materials

different dimension

customization on request



CONTAINERS IN NET CONTAINERS IN SHEET METAL METAL PLATFORMS

stackable

different dimension

customization on request



SCRAP CONTAINER FOLDABLE AND WITH OPENING BACK

different type

different dimension

customization on request





SHELVING MODULAR SERIE "GAMMA"

GAMMA shelving is a structural jointing system, indicated for pallet storing, and offers a wide variety of components. It is composed by main parts and accessories. Sides are assembled with specific bolts; the profile has buttonholes with distance of 50mm height. Bars are of boxed sheet, of various sections and capacities, and offer specific solutions to various requests. Galvanised shelves and various fittings complete the offer for storing different kind of materials. Safety rules: The capacities are given for uni-formly distributed charges in maximal stress condition. Labels indicating the maximal charge for each shelf and for each side must be placed in the right point. After assembling the shelving must be aligned in the sense of its depth and of its length.

CUSTOMIZED COMPOSITIONS.

ART. SERIE ALFA SHELVES WITH HOOKS

Shelving suitable for storing middle-light products in warehouse and archives. The shelf is fastened on the side by means of hooks. Equipped with many optionals: chests of drawers, containers and partitions.



WE PERFORM THE ANNUAL PERIODICAL VERIFICATIONS EN 15635 OBLIGATORY




ART.CANTILEVER SHELVING COMPILE "CANTILEVER" FOR DEVELOPED LOADS

Ideal solution, for the storage of loads developed in length, such as bars, pipes, profiles, wood panels, sheets, coils, etc. thanks to the free load front. The structure consists of four elements: column, arm, bolzone and cruise.

The stability and rigidity of the structure are guaranteed by the brace cruises fixed to the columns with bolts and the special inclination of the holes on the column improves the locking of the shelf as the load increases. Our Cantilever can be realized, in single or double-sided version with standard heights up to 8 meters and out of standard up to 12 meters, painted or hot galvanized, static or dynamic (on electromechanical base units).

Its modularity in height and depth, allows you to adapt the structure to any environment according to the most varied needs.

Easy modularity, 2. Possibility of height adjustment, 3. Easy and quick installation, 4. economic efficiency.





NEW

ART.BANCO COMPLETO

Modular table with height adjustment of the worktop, complete with:
 2 uprights.
 1 panel L. mm 1500.
 2 shelf L. mm 1500.
 1 closet consisting of two drawers H. mm. 1500.
 1 sky with rail for tool hooks L. mm 1500.
 2 led lamps L. mm 1500.

(Also available model with monobloc bench with electric regulation)

Capacity kg 300.

Packing: 1/1

ART.MG111 K10 MODULAR PACKING TABLE

Modular table with roll holder and adjustable legs, complete with:
 2 uprights.
 1 panel L. mm 1500.
 1 shelf L. mm 1500.
 1 shelf for cardboard L. mm 1500.
 1 cutter L. mm 1500.

(Also available model with monobloc bench with electric regulation)

Capacity kg 400.

Dimensions cm .: width 200, height 80, depth 78.

Packing: 1/1



NEW

ART.SMA30 01 MODULAR TABLE FOR INDUSTRIES AND WORKSHOP

Modular table for industries and workshops, complete with:
 1 wardrobe with hinged door.
 1 closet equipped with 5 h150 drawers with telescopic extension guide.
 1 closet on wheels equipped with 3 drawers, 1 H100 and 2 h150.
 3 tool panels.
 1 wooden working top covered in rubberized sheet metal.

Dimensions cm .: width 215,1, height 79,2, depth 195,5.

Packing: 1/1.



NEW

**ART.MG103
MONOBLOC BENCHES**



Monobloc benches with sheet metal top.
(to be combined with the drawers 3 drawers art.MG.117, No. 1 drawer item MG116)
Capacity kg.400.
Dimensions cm.: width 200, height 70, depth 89.
Packing: 1/1.

**ART.MG103SA
MONOBLOC BENCHES WITH DRAWE**



Monobloc benches with sheet metal top complete with 1 drawer MG116
(dim.50,5x62,22,4 h.).
Capacity kg.500.
Dimensions cm.: width 200, height 70, depth 89.
Packing: 1/1.

**ART.MG2020E
MONOBLOC BENCHES WITH ELECTRIC REGULATION**



Monobloc benches with sheet metal top and electric height adjustment.
Capacity kg 300.
Dimensions cm.: width 200, height 75, depth 75.
Packing: 1/1.
(Also availabl in size: width 150, height 75, depth 75)

**ART.MG2020M
MONOBLOC BENCHES WITH MANUAL REGULATION**



Monobloc benches with sheet metal top and manual height adjustment.
Capacity kg 300.
Dimensions cm.: width 200, height 75, depth 75.
Packing: 1/1.
(Also availabl in size: width 150, height 75, depth 75)

**ART.MG107SA
MONOBLOC BENCHES WITH DRAWER**



Modular benches with top made of wood mm 35, complete with a drawer with a closure lock.
Capacity kg.500.
Dimensions cm.: width 200, height 70, depth 89.
Packing: 1/1.

**ART.MG107SC MONOBLOC BENCHES
WITH 1 DRAWER AND 1 OPENING WITH DOOR**



Monobloc benches, with plywood top, complete with drawer unit composed of a drawer and a single-door compartment with removable inner shelf, with lock.
Capacity kg.500.
Dimensions cm.: width 200, height 70, depth 89.
Packing: 1/1.

ART.BX120 02 MONOBLOC BENCHES WITH 4 DRAWERS



NEW

Monobloc benches with 35 mm beech plywood top, composed of 4 drawers, 2 H100 mm drawers, 2 h150 mm drawers. Complete with compartment with internal shelf and door. Capacity kg.1100. Dimensions cm.: width 120, height 87, depth 70. Packing: 1/1.

ART.BX200 06 MONOBLOC BENCHES WITH 3 DRAWERS



NEW

Monobloc benches with 35 mm beech plywood top, composed of 3 drawers, 1 H100 mm drawer and 2 h200 mm drawers. Complete with compartment with internal shelf and door. Capacity kg.900. Dimensions cm.: width 200, height 87, depth 70. Packing: 1/1.



ART.ACP16P PC CLOSET FOR WORKSHOPS

Composed of an upper compartment for monitors, useful dimensions mm. 570x650x520 h., Closed by hinged door with polycarbonate, with lock. Central compartment with pull-out keyboard tray, closed by a lockable door. Lower compartment of dim. mm. 570x650x740 h., Equipped with an adjustable shelf and closed by a pair of doors with a rod lock. Constituted by the following accessories: cooling fan with dust filter, 1 magnetothermic differential switch, 1 bipolar switch, 1 fuse holder, 3 civil socket 10/16 A ita / ted 220 V, 1 suction fan.

Dimensions cm.: width 71.7, height 160, depth 61. Packing: 1/1.



ART.MG6000E CABINET INDUSTRIAL WITH ACCESSORIES

Closet with doors and lock with rod and 4 floors plus a drawer h. 10 cm.

Dimensions cm.: width 1002, height 200, depth 5.55.

Packing: 1/1.



ART.MG203 INDUSTRIAL CABINET

Closet with doors and lock with bar, 2 adjustable shelves.

Capacity kg.40 for shelves.

Dimensions cm.: width 100, height 100, depth 40.

Packing: 1/1.




ART.MG202 INDUSTRIAL CABINET

Lockable cupboard, 2 adjustable shelves.

Capacity kg.40 per shelf.

Dimensions cm.: width 50, height 100, depth 40.

Packing: 1/1.



NEW

ART.MG.COMPOSIZIONE 1 CABINET WITH SQUARE HOLE PANEL

Modular cabinet with vertical drawers with a wide range of accessories. Removable vertical drawers, usable on both sides, with panel with square hole. Each drawer is equipped with independent lock.

Capacity: the drawers slide on telescopic guides with a capacity of Kg. 125 or Kg. 200.

Dimensions cm .:
width 102,3,
height 200,
depth 72,5.

Packing: 1/1

ART.MG.COMPOSIZIONE 2 CABINET WITH BUSHINGS PANEL

Modular cabinet with vertical drawers with a wide range of accessories. Pull-out vertical drawers, usable on both sides, with shelves. Each drawer is equipped with independent lock.

Capacity: the drawers slide on telescopic guides with a capacity of Kg. 125 or Kg. 200.

Dimensions cm .:
width 102,3,
height 200,
depth 72,5.

Packing: 1/1

NEW



ART.MG.COMPOSIZIONE 3 CABINET WITH CONTAINER PANEL

Cabinet with vertical drawers modular with a wide range of accessories. Pull-out vertical drawers, usable on both sides, with container shelves. Each drawer is equipped with independent lock.

Capacity: the drawers slide on telescopic guides with a capacity of Kg. 125 or Kg. 200.

Dimensions cm .:
width 102,3,
height 200,
depth 72,5.

Packing: 1/1

NEW



NEW

ART.MG6000U 01 CHARGER CABINET



Cabinet with internal USB and electrical outlets. Equipped with 4 floors and 2 complete electrified bars each of 5 shuko sockets and 1 USB charger.

Dimension cm.:
width 1023,
height 2000,
depth 555.

Packing: 1/1

ART.MG230U 01 CHARGER COMPARTMENTS CABINET



NEW

Cabinet with electrical sockets and internal USB. Equipped with 8 lockable compartments, each compartment complete with a Schuko socket and a USB charger.
Colors: grey with orange compartments.
Dimension cm.: 810 X 500 X 1800 H.
Packing: 1/1.

ART.MGM10072VP CLOSET WITH 7 DRAWERS TOTAL EXTRACTION



Closet with 7 drawers total extraction. Capacity 75 Kg. No. 2 from 75 mm, 1 from 100 mm, 3 from 150 mm, 1 from 200 mm. Equipped with lock with simultaneous closing system.

Capacity kg. 75.

Dimension cm.:
width 71,7,
height 100,
depth 72,5.

Packing: 1/1.

ART.MGXL10071P CLOSET WITH 7 DRAWERS TOTAL EXTRACTION



Closet with 7 drawers from 125 to total extraction, capacity 70 Kg. Equipped with lock with simultaneous closing system.

Capacity: kg.70.

Dimension cm.:
width 60,
height 100,
depth 62.

Packing: 1/1.

ART.RL100 71 CLOSET WITH 7 DRAWERS



Closet with 7 drawers with total extraction. 2 drawers of h. 75 mm. 1 drawer of h. 100 mm. 3 drawers of h. 150 mm. 1 drawer of h. 200 mm.

Equipped with lock with simultaneous locking system.


Capacity kg. 70.

Dimension cm.:
width 102,3,
height 100,
depth 64.

Packing: 1/1

NEW

ART.MG560 HANGING TOOL - HOLDER



Hanging tool-holder furniture or bench equipped with pierced sheet on the back (pitch 4 mm). Insulated rolling shutter made of aluminium, with lock.

Dimension cm.: width 170, height 90, depth 20.
Packing: 1/1 pcs.




ART.MG291 DRUM-HOLDER TROLLEY

Drum-holder Trolley, for drums up to 200 litres. Wheels \varnothing 200 mm.

Capacity Kg 250.

Dimension cm.:
width 48,
height 137,
depth 24.

Packing: 1/1.



ART.MG408 TROLLEY FOR PACKS

Trolley for packs. Wheels made of rubberised nylon \varnothing 200. Shovel size mm 450x155.

Capacity 200 kg.

Dimension cm.:
width 50,
height 110,
depth 38.

Packing: 1/1.



ART.MG431 TROLLEY WITH 1 CLOSED EDGE

Modular Trolley with closed edge. Wheels \varnothing 150 mm (2 revolving, 2 fixed)

Capacity: 400 kg.

Dimension cm.:
width 96,6,
height 101,3,
depth 69,4.

Packing: 1/1



ART. MGXML2001 BENCH MOVABLE WOODEN PLAN

Movable bench on 150 wheels with 4 drawer drawers (no.2 h 12.5 no.2 h 15.00) and floor. Beech plywood top mm. 35.

Capacity 450 kg.

Dimension cm.:
width 120,
height 91,5,
depth 70.

Packing: 1/1.

ART.MGXML2002 WORKBENCH WITH TOP MADE OF WOOD



NEW

Workbench on wheels (\varnothing 150), with drawer unit that includes 4 drawers (2 drawers 125 mm and 2 drawers 150 mm) and closed compartment with door and adjustable inside shelf. Top made of wood thickness mm. 35.

Capacity 450 kg.
Wheels diam. 15.

Dimension cm.:
width 120,0,
height 91,5,
depth 70.

Packing: 1/1.



ART.MG142A BENCHES ON WHEELS WITH TOP MADE OF WOOD

Bench on wheels \varnothing 150 mm (2 rigid and 2 swivel casters) equipped with 1 chest and 1 drawer with lock.

Capacity 250 kg.
Wheels diam. 15.

Dimension cm.:
width 100,
height 91,
depth 70.

Packing: 1/1.

NEW

ART.MG45505N MODULAR TROLLEY



Trolley with 2 sides in mesh and central plate in sheet metal.
Rubber wheels diam.150 (2 fixed and 2 swivel).

Capacity: 300 kg.
Wheels diam. 15.

Dimensions cm.:
width 131.6
height 101.3,
depth 79.4.

Packing: 1/1.

ART.MG405 MONOBLOC TROLLEY



Monobloc trolley with 3 shelves. Wheels Ø 125 mm (2 revolving and 2 fixed)
Shelf Capacity kg. 100.

Capacity: 300 kg.
Wheels: diam. 15.

Dimension cm.:
width 92,0,
height 84,
depth 60.

Packing: 1/1.

NEW

ART.RU.FG430000 CONVERTIBLE MULTIPURPOSE TROLLEY FOR HEAVY LOADS



Convertible multipurpose trolley, transforms from a multipurpose trolley to a mobile platform in seconds.

Innovative design with a recessed surface that helps hold objects on the shelf during transport.

Slim structure for easy passage through doors and corridors. Wide platform that makes loading operations easier.

4 wheels of 12.7 cm, including two rear lockable.

Ergonomic handle designed for maximum comfort.

Dimensions cm.:

Multipurpose:
width 115, Height 87.4, depth. 60,5.

Platform:
width 115, Height 111,3, depth. 60,5.

Folded:
width 124, Height 27,7, depth. 60,5.

Total capacity: 182/68 Kg on the upper shelf and 114 Kg on the lower shelf.

Packing: 1/10



Rubbermaid

NEW

ART.MG49503 CONTAINER TROLLEY DISPLACING DOUBLE SIDED



Two-sided trolley on one side with 1 perforated cake tray and nr. 1 panel with slotted hole for trays.

Rear side with tool holder lock. Lower part with shelves complete with 12 containers 14.7x23.5x12.5 and nr. 4 containers 21x36x14.5.

Dimensions cm.:
width 102,0,
height 156,5,
depth 60,6.

Packing: 1/1 pcs.

NEW

ART.MG49501 CONTAINER TROLLEY DISPLACING DOUBLE SIDED



Trolley complete with 6 shelves (front and back) for nr. 18 boxes 30x20x12h.,. One side panel in the upper part with tool holder hole, rear side panel with slotted hole for containers.

Dimensions cm.:
width 102,0,
height 156,5,
depth 60,6.

Packing: 1/1 pcs.

ART.MG224 TOOL-HOLDER TRUNKS



Metal trunk with padlock.

Dimension cm.: width 70,5 X height 35,0 depth 35,0.
(Also available with dimensions: larg.80 X prof.43 X alt.40)

Packing: 1/1.

NEW

**ART.STP.A16SCSA4Q
ALUMINIUM STOOL
(4 steps)
"TREAD EXTRA SIZE
CM 20"**



Professional stool with a structure, completely in aluminum and wide anti-slip steps of 200 mm deep. Uprights in square tube 25x25 mm, tread surface with non-slip surface of 420x600 mm. 250 mm lift, 2 125 mm wheels in the rear. Non-skid covers at the ends of the uprights.

Size cm .:
H. on the 100 floor, steps including the floor 4.

Capacity: kg. 150.

D.L. 81/2008 ART.113.

Packing: 1/1.

**ART.STP.A071S/200
LADDER OPENING
ALUMINUM H. 186
(5 steps) "ISSIMA"**



Opening ladder with 275x260 mm. Platform in ABS, automatically foldable, and with steps, 80 mm tops fixed to the uprights with triangular re-edging. Industrial type, very robust, it is built in aluminum. It is equipped with an ABS storage box, non-slip caps at the base of 70x20 mm and anti-opening straps.

Size cm .:
H. total 186, H. at floor 112, steps including floor 5.
Capacity: kg. 150.

EN 131-1 / 2/3.

Packing: 1/1.

**ART.STP.A071S/250
OPENING ALUMINUM
LADDER H. 236
(7 steps)
"ISSIMA"**



Opening ladder with 275x260 mm ABS platform, automatic tipper, and with 80 mm flat steps fixed to the uprights with triangular re-edging. Industrial type, very robust, it is built in aluminum. It is equipped with an ABS storage tray, with anti-drip plugs. at the base of 70x20 mm and anti-opening straps.

Size cm .:
H. total 236, H. on floor 158, steps including floor 7.
Capacity: kg. 150.

EN 131-1 / 2/3.

Packing: 1/1.

**ART.STP.A071S/300
OPENING ALUMINUM
LADDER H. 286
(9 steps)
"ISSIMA"**



Opening ladder with 276x260 mm platform in ABS, automatic tipper, and with 80 mm flat steps fixed to the uprights with triangular re-edging. Industrial type, very robust, it is built in aluminum. It is equipped with an ABS storage tray, with anti-drip plugs. at the base of 70x20 mm and anti-opening straps.

Size cm .:
H. total 286, H. on floor 204, steps including floor 9.
Capacity: kg. 150.

EN 131-1 / 2/3.

Packing: 1/1.

**ART.STP.A19SCAF/250
MOBILE WORK
FOLDABLE PLATFORM
LADDER ALLUMINIUM
H. 250**



D.L. 81/2008 ART. 113. It is made of aluminum, foldable. Equipped with a removable iron expander with 2 wheels that allows easy movement. The 130 mm deep steps with anti-skid shapes. Anti-slip aluminum platform with foot guard, size 600x465 mm. ABS object tray: 480x190 mm. Folding handles.

Size cm .:
H. total 350, H. on floor 250, steps including the floor 10.

Packing: 1/1.

**ART.STP.A27ALPOJR320
SCAFFOLD QUICK
FOLDABLE HIGH 310**



Foldable aluminum scaffolding equipped with quick couplings to facilitate closing operations. Compact dimensions that make it practical storage and handling. Complete with feet c / stop. Maximum load kg. 200. (Including 2 people).

Basic dimensions:
cm. 193 x 91 H. total cm. 310.
H. at floor 208.
Floor dimensions: 150x62 / cm.

Packing: 1/1.



ART.ST.203103
FOLDING LADDER FOR TANKS
(AVAILABLE IN VARIOUS DIMENSIONS AND MODELS)



Two-pieces ladders with platform and ring, adjustable in height. Suspension with 4-wheel base, non-slip steps. Base with 4 wheels, with latch. Height adjustment, mounted laterally, by winch from one branch to the other. Platform with grid.

Foldable in two 2 parts and protection basket.

The tanker ladder serves only as access for operational and inspection work during loading and unloading.

Dimensions:

Total height Cm. 537

Total length mm max.: 4500

Total width cm.: 203

Platform height mm max. 4270

Height of the platform mm min. 2940

Approx weight Kg.380.0

Load kg 150.0

Protective basket approx mm 1500 x 1500 x 600

PACKING: 1/1.

(AVAILABLE VARIOUS ITEMS FOR TANKS, AIRCRAFT ETC.)